

**SUBARU****GB INSTALLATION INSTRUCTIONS****D MONTAGEANLEITUNG****FR INSTRUCTION DE MONTAGE****I MANUALE DI INSTALLAZIONE**

Description/ Beschreibung/ Designation/ Descrizione/
 Application/ Montage/ Montage/ Montaggio/
 Part Number/ Teilenummer/ Numéro de pièce/ Codice Pezzo/:

DOG GUARD (K/M)
2010 MY~LEGACY WAGON /
OUTBACK
F555EAJ000

Contents
Inhalt
Contenu
Contenuto

A
 1 x



B
 2 x



C
 2 x



D
 2 x



E
 2 x



F
 2 x



G
 2 x



I
 2 x



J
 2 x



Important
Wichtig
Important
Importante

CAUTION

Indicates potential hazard that could result in vehicle damage.

Zeigt potentielle Gefahr an, die zu Schäden am Fahrzeug führen können.

Indique les dangers potentiels pouvant endommager la véhicule.

Indica potenziale pericolo che può comportare danni all'autovettura.

GB Please read this manual and follow the instructions carefully. To emphasize important information, the symbol and words: **CAUTION** and **NOTE** have been used. Pay particular attention to the message highlighted by these signal words.

NOTE: Indicates special information to make maintenance easier or instructions clearer.

D Bitte diese Handbuch sorgfältig lesen und beachten. Zum Hervorheben spezieller Informationen haben die Symbole und Wörter: **ACHTUNG** und **HINWEIS** besondere Bedeutung. Besonders auf den durch folgende Kennwörter hervorgehobenen Hinweis achten.

HINWEIS: Zeigt spezielle Informationen an, um Wartungen zu erleichtern oder Anleitungen zu verdeutlichen.

FR Veuillez lire attentivement et respecter ce mode d'emploi et ses instructions. Les symboles et les mots: **ATTENTION** et **REMARQUE** sont particulièrement importants et mettent les informations spéciales en évidence. Faites bien attention à la remarque soulignée par ces mots d'identification.



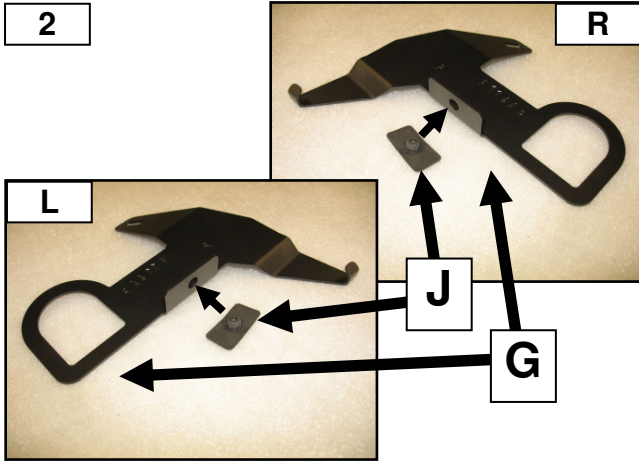


REMARQUE: Donne des informations spécifiques pour faciliter la maintenance ou clarifier les instructions.




I Si prega di leggere il presente manuale e di seguire le istruzioni in esso contenute. Il simbolo e le parole **ATTENZIONE** e **INFORMAZIONE** sono particolarmente importanti e mettono in evidenza informazioni accentuate da tali simboli/parole.

INFORMAZIONE: Indica speciali informazioni per facilitare la manutenzione o per illustrare istruzioni.

LEGACY

Installation
Installation
Installation
Installazione








REPEAT THE INSTALLATION PROCEDURE FOR THE RHS OF THE VEHICLE.

WIEDERHOLEN SIE DEN VORGANG FÜR DIE RECHTE SEITE DES FAHRZEUGS.

VEUILLEZ VOUS RÉFÉRER À LA MÊME PROCÉDURE D'INSTALLATION QUE POUR LE CÔTÉ DROIT DU VÉHICULE.

PREGASI SEGUIRE LA STESSA GUIDA DI INSTALLAZIONE DEL LATO DESTRO DELLA MACCHINA.





DO NOT OVERTIGHTEN - CHECK ALL FIXINGS PERIODICALLY TO ENSURE CORRECT TENSION.

BITTE NICHT ZU FEST ANZIEHEN - BITTE ÜBERPRÜFEN SIE REGELMÄßIG DEN KORREKTEN SITZ UND ANDRUCK DER SCHRAUBEN.

NE PAS SERRER EXCESSIVEMENT - VEILLENZ À VÉRIFIER RÉGULIÈREMENT L'EMPLACEMENT ET L'APPUI DES VIS ET BOULONS.

NON STRINGERE TROPPO - CONTROLLARE PERIODICAMENTE TUTTI I PUNTI DI FISSAZIONE IN MODO DA GARANTIRE UNA TENSIONE CORRETTA.

