


MAZDA

GB TRUNK STORAGE SHELF Installation instruction	N OPPBEVARINGSPLASS OVER BAGASJEROMMET Monteringsveiledning
D KOFFERRAUMABLAGE Einbauanleitung	S HYLLE FÖR BAGAGEUTRYMME Monteringsanvisning
E ESTANTERÍA DE ALMACENAMIENTO Instrucciones de montaje	SF TAVARATILAN HYLLY Asennusohje
F BAC SOUS TABLETTE ARRIÈRE Notice de montage	CZ VANA DO ZAVAZADLOVÉHO PROSTORU Návod k montáži
I PORTAOGGETTI DEL VANO BAGAGLI Istruzioni di montaggio	H CSOMAGTÉRPOLC Beszerelési utasítás
P PRATELEIRA DE ARRUMAÇÃO PARA PORTA-BAGAGENS Instruções de montagem	PL POKRYWA PRZESTRZENI BAGAŻOWEJ Instrukcja zabudowy
NL KOFFERBAK ORGANIZER Inbouw-instructie	GR ΡΑΦΙ Χ?ΡΟΥ ΑΠΟΣΚΕΥ?Ν Οδηγίες τοποθέτησης
DK HYLDE TIL BAGAGERUM Monteringsvejledning	



MAZDA 2 DE →


Part Number: DF71 V1 300

Date: 16-08-2007

© Copyrights MAZDA

Sheet 1 of 6

Expert Fitment Required
Montage durch Fachwerkstatt erforderlich
Montaje sólo por el concesionario
Montage par spécialiste nécessaire
E' necessario in officina specializzata
Especialista em montagem requerido
Montage door vakman nodig
Montage ved professionelt værksted påkrævet
Nødvendig med montering fra fagvegverksted
Verkstadsmontage erfordras
Asennus tarpeen merkkikorjaamossa
Montáž ve specializované díně nutná
A szereléshez szakmúhely kell
Konieczny montaż przez warsztat specjalistyczny
Να τοποθετεί από συνεργείο



- (GB) Movement Arrow
- (D) Bewegungspfeil
- (E) Flecha de movimiento
- (F) Flèche indiquant sens du mouvement
- (I) Freccia di movimento
- (P) Flexa de movimento
- (NL) Richtingspijl
- (DK) Bevægelsespil
- (N) Bevegelsespil
- (S) Rörelsepil
- (SF) Liikesuuntanuoli
- (CZ) Šipka pohybu
- (H) Mozgásirányjelző nyíl
- (PL) Strzałka kierunku ruchu
- (GR) Βέλος κίνησης

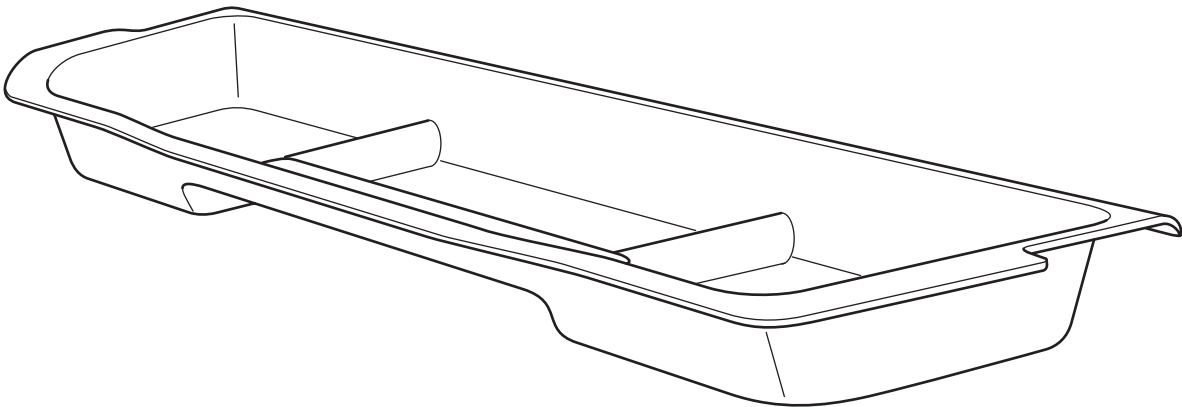


- (GB) Position Arrow
- (D) Positionspfeil
- (E) Flecha de posición
- (F) Flèche de Position
- (I) Freccia di posizione
- (P) Flexa de posição
- (NL) Lokatie/Positie pijl
- (DK) Lokaliseringspil
- (N) Posisjonspil
- (S) Positionpil
- (SF) Paikannusnuoli
- (CZ) Šipka na pozici
- (H) Helyzetjelző nyíl
- (PL) Strzałka położenia
- (GR) Βέλος θέσης



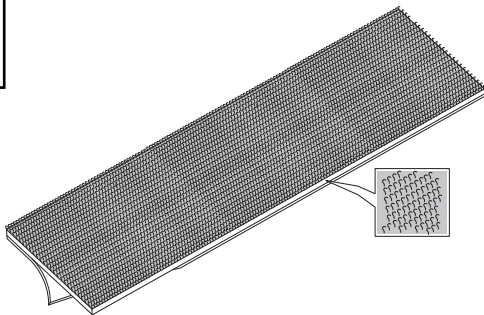
- (GB) Degrease
- (D) Entfetten
- (E) Desengrasar
- (F) Dégraisser
- (I) Sgrassare
- (P) Desengordurar
- (NL) Ontvetten
- (DK) Fjerne fedt
- (N) To bort fettet
- (S) Avfetting
- (SF) Rasvanpoisto
- (CZ) Odmastit
- (H) Zsírtalanítás
- (PL) Odtłuszczenie
- (GR) Απολίπανση

A



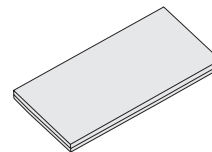
1x

B



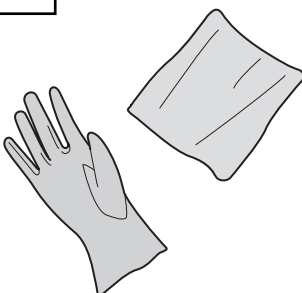
2x

C



2x

D



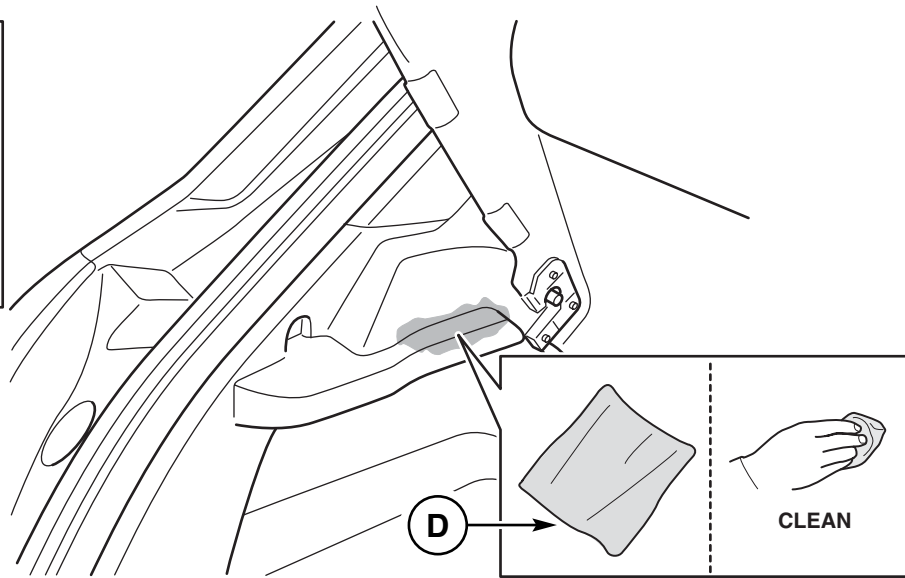

3M
Automotive Adhesion
Promoter 06396
Promoteur d'adhérence
Promotor de adhesión

For plastic trim attachment with 3M™ Acrylic Foam Tapes.
Pour la fixation des garnitures en matière plastique à l'aide de ruban en mousse acrylique 3M™.
Para adherir bordes de plástico cintas de espuma acrílica 3M™.

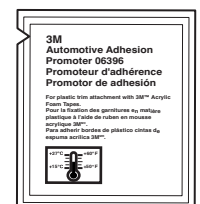
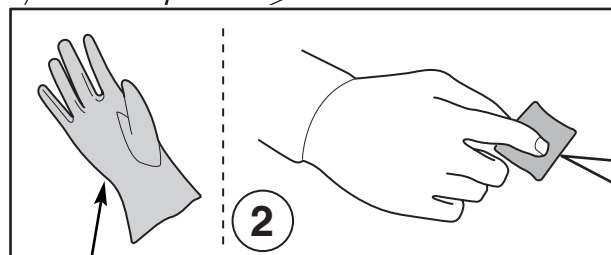
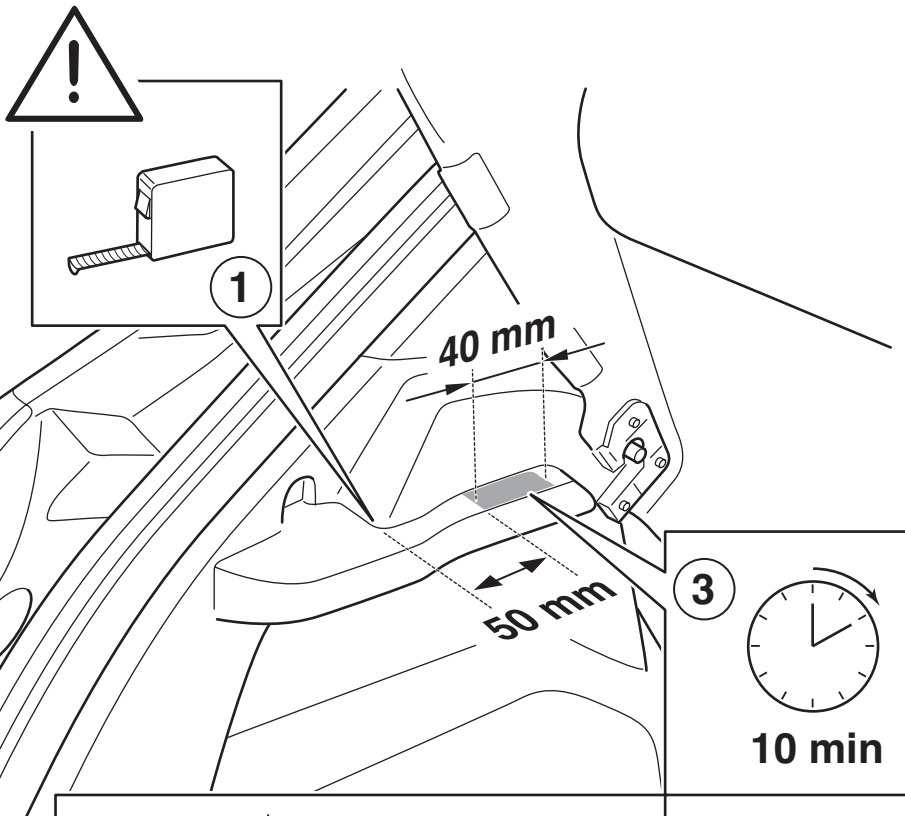



1x

Subject to alternation without notice
Technische Änderungen vorbehalten
Reservadas modificaciones técnicas
Sous réserve de modifications techniques
Con riserva di apportare modifiche tecniche
Reservamo-nos o direito a alterações técnicas
Technische wijzigingen voorbehouden
Med forbehold for tekniske ændringer
Tekniske forendringer forbeholdes
Med reservation för tekniska ändringar
Tekniset muutokset pidätetään
Technické zmeny vyhrazeny
A változtatások technika jogát fenntartjuk
Zmiany techniczne zastrzeżone
Επιφύλασσοµεθα για αλλαγές



1

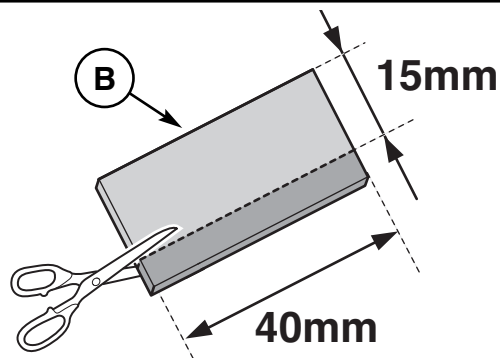


2

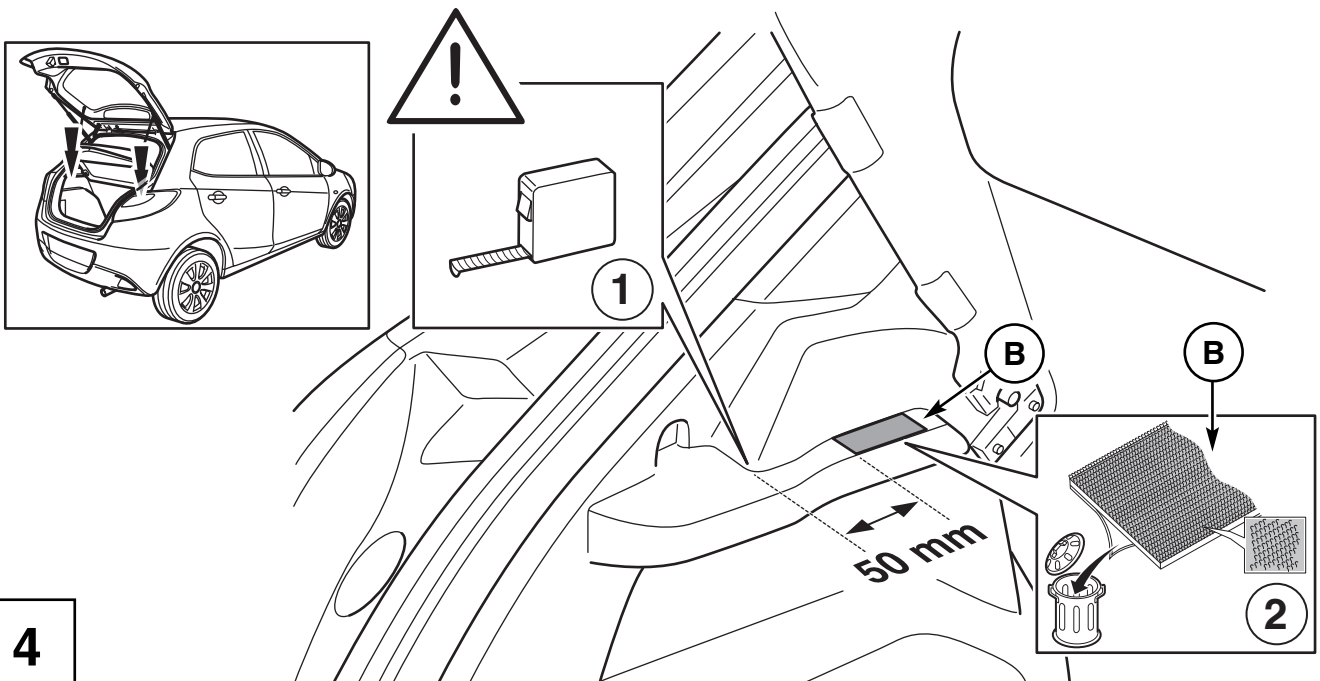
D

D

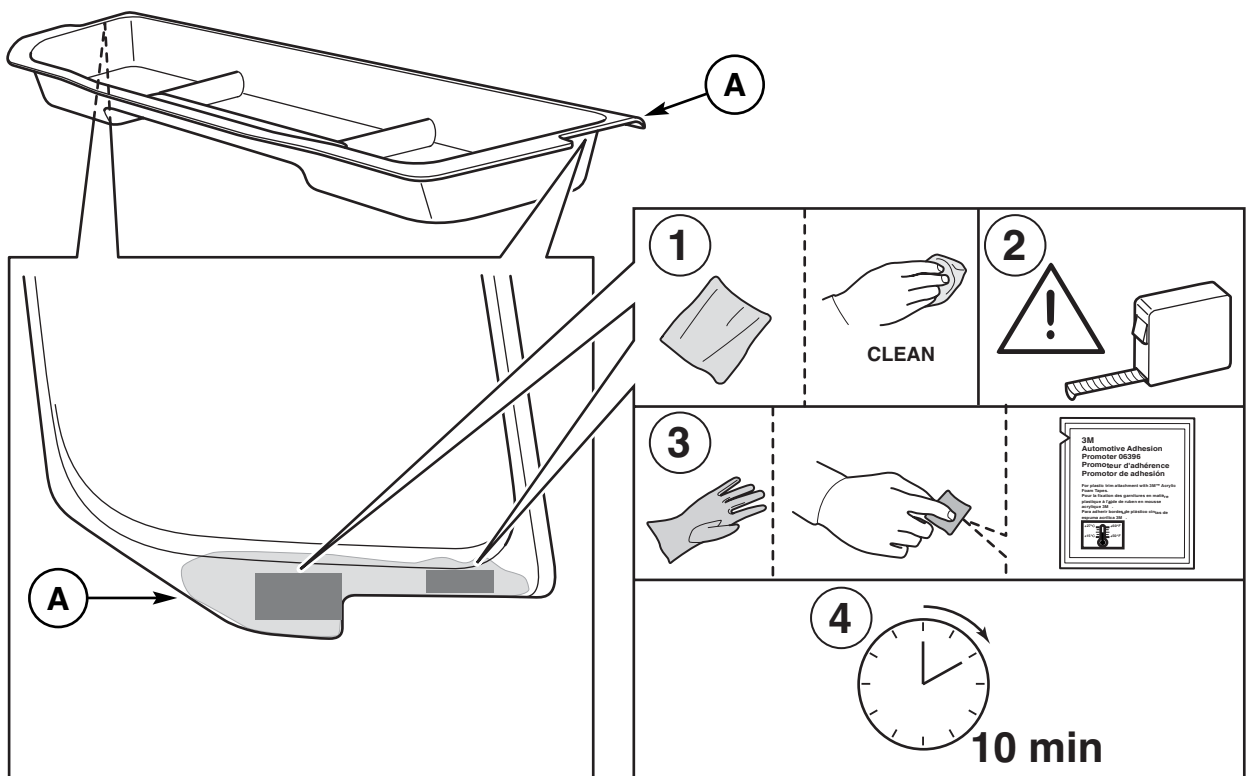
3



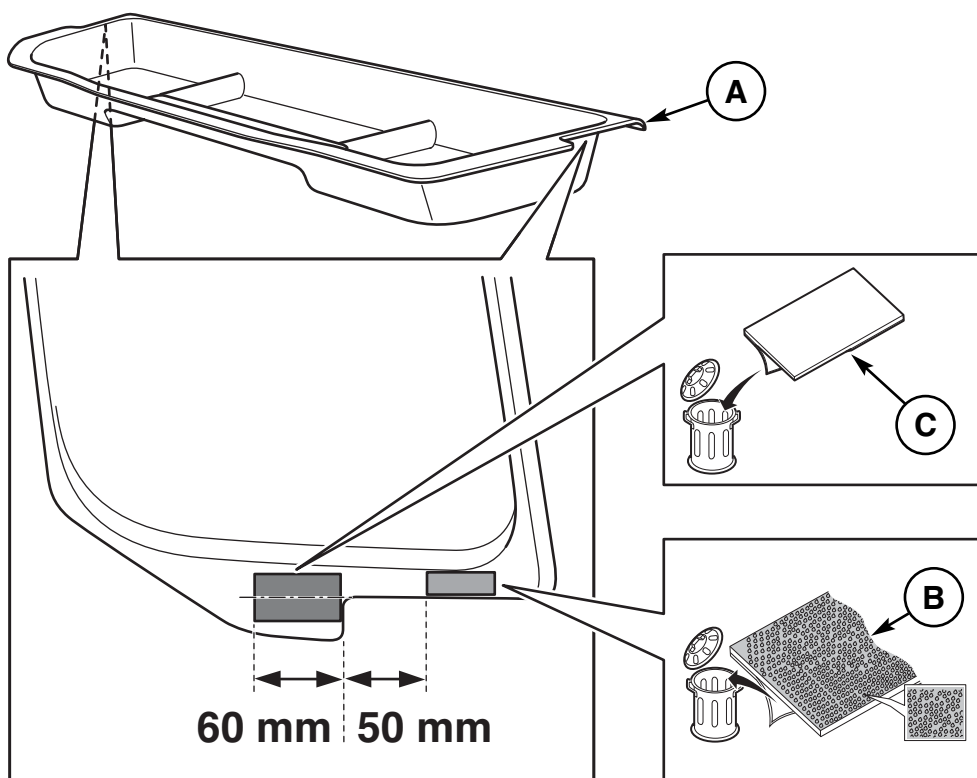
4



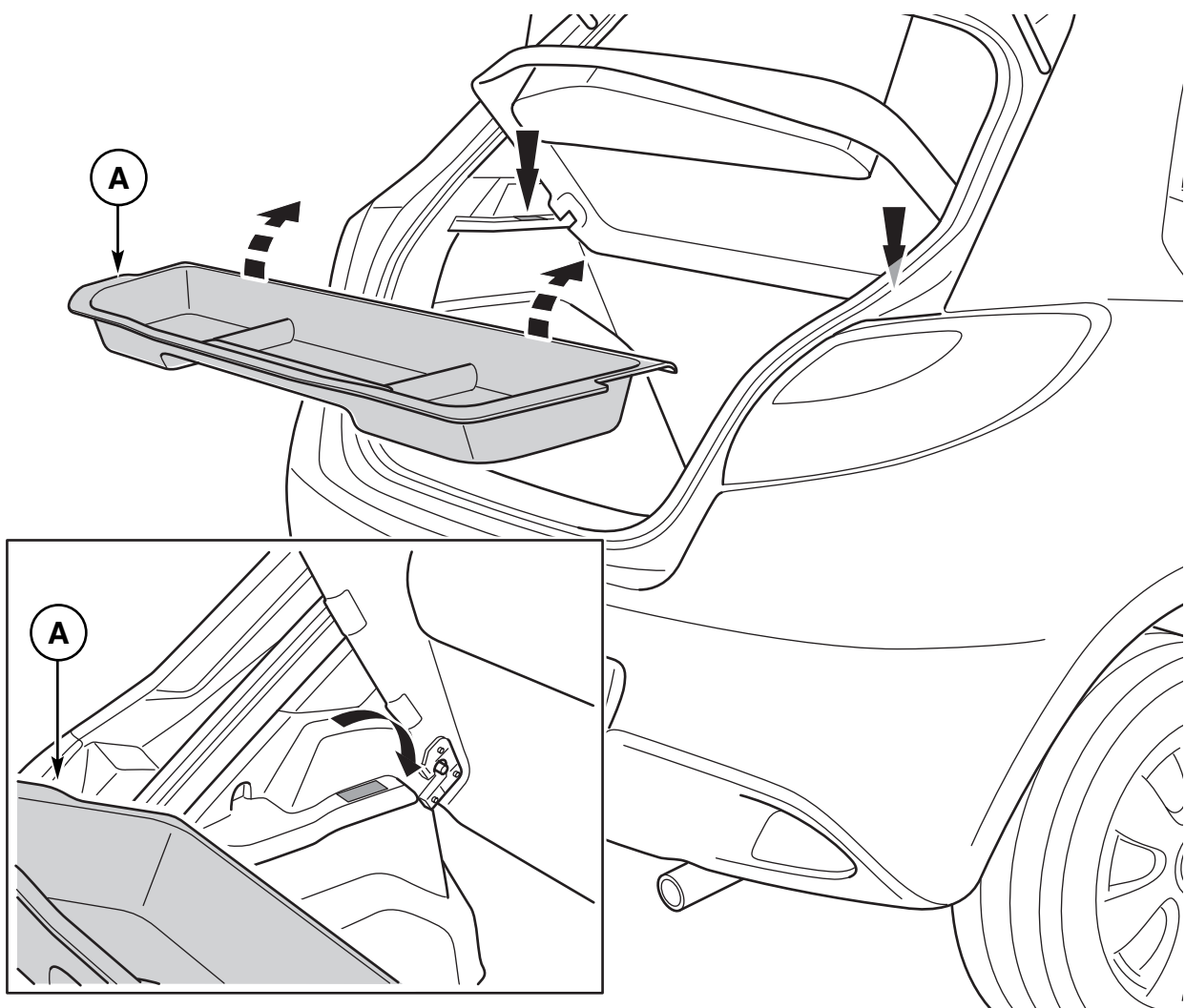
5

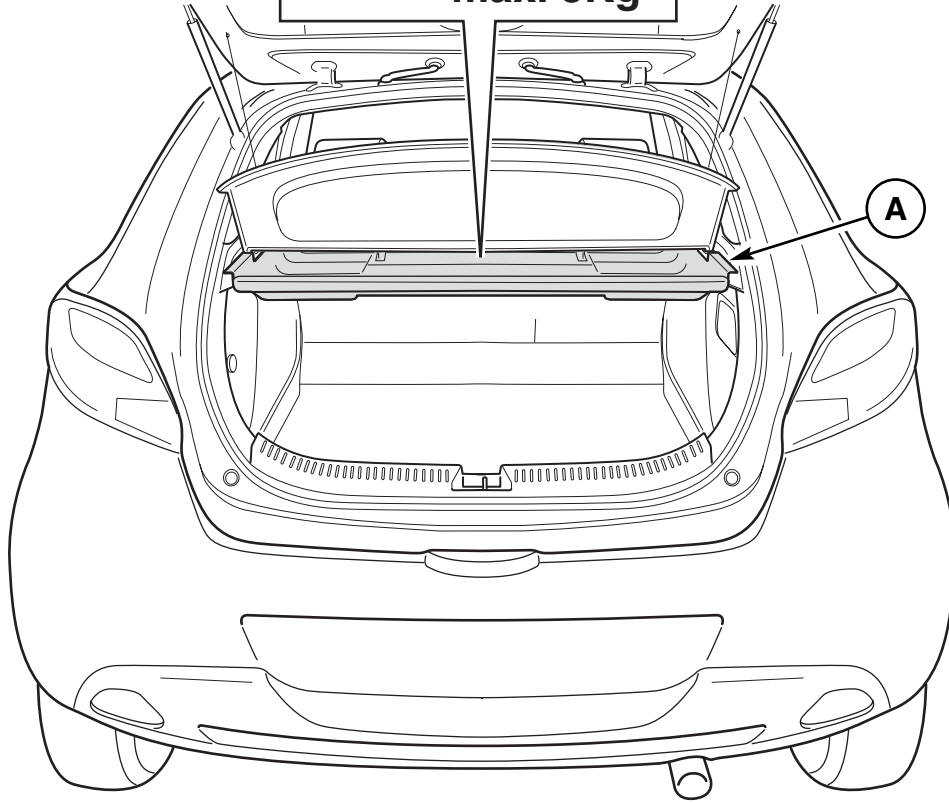


6



7





8